

Now you have learned about the letter



K

My

Kk

k

Workbook



Name: _____



LearningIsland.org

*Editor: Jennifer Robinson
Illustrations by Clipart.com*

LearningIsland.org

©Copyright 2006 LearningIsland.org and Caitlind Alexander.
All rights reserved.

No part of this publication may be reproduced, or stored in any retrieval system, or transmitted by any form or any means electronic, mechanical, photocopying, recording, or otherwise without written permission of the publisher.

If you have paid any amount of money for this book, it is a violation of copyright laws. Please contact us at LearningIsland@yahoo.com.

My Kk Workbook/Caitlind L. Alexander

Summary: A book to help children learn to write and pronounce the letter K.

1. K. Juvenile Literature. 2. Letters. Juvenile Literature. 3. Alphabet. Juvenile Literature.


Created in USA

RL: 0.3

W: 300



Bike



Chicken



Kangaroo



Knife



Lake



Koala



Kiwi bird




Knit

Look at each of these words and say them out loud. If they start with the **k** sound, circle the word. If you hear a **k** sound in the middle of the word, draw a line under the word. If the **k** sound is silent, draw an X through the word.



Kiss



Bank



Key



Knee



Hook



Ankle

As you read these pages, look for the letter

K

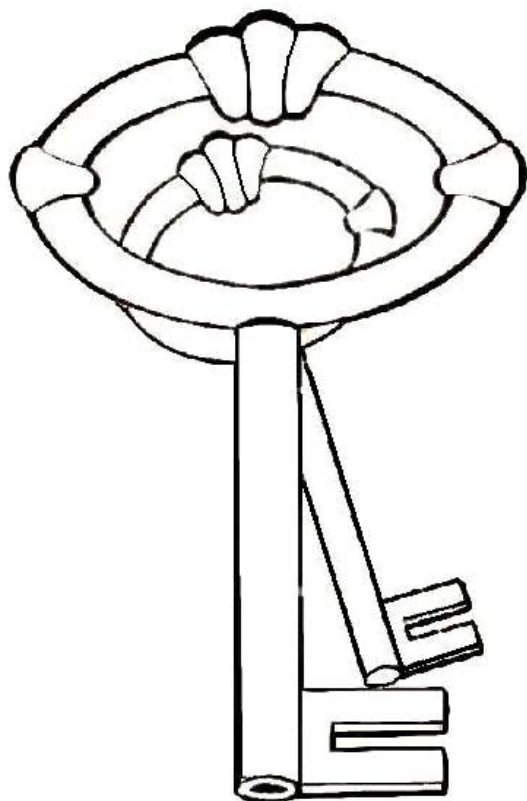
Sometimes it will be a capital

K

And sometimes it will be a small

k

Use a pencil and trace over every **K** or **k** that you find.



K is for key.

These words have the **k** sound at the start of the word.



Kite



Kitten

These words have the **k** sound in the word.



Cake



Chicken

These words have the silent **k** at the beginning of the word.



Knob



Knot

About the letter **K**

The letter **k** is a consonant. This letter has only one sound.

The **k** sound sounds like the beginning of:

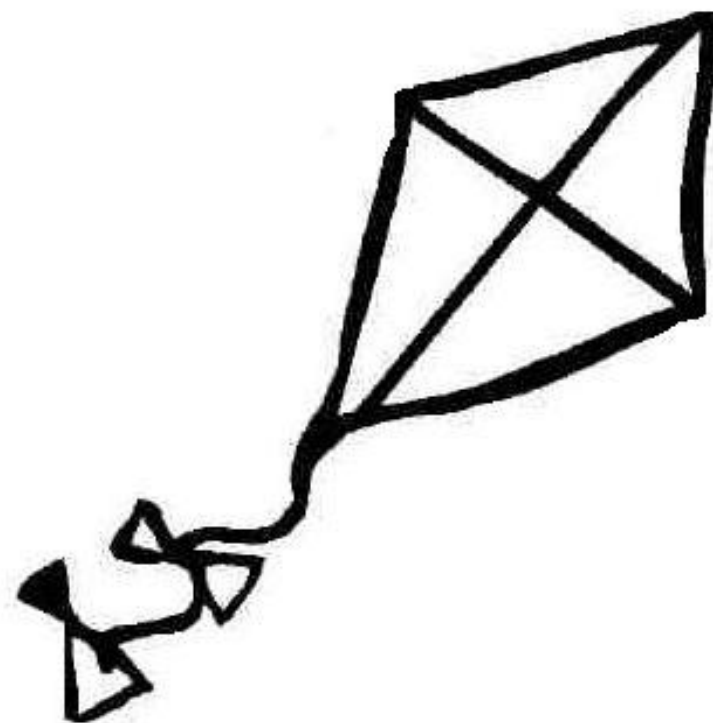


King

Sometimes a **k** is followed by an n. Then the **k** is silent, just like in the word:















Knight








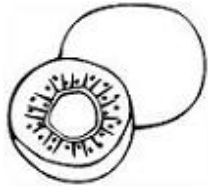



K is for kite.




K is for koala.

 Kite	 Rake	 Kangaroo
 Ankle	 Kitchen	 Knob
 Knot	 Bank	 Koala
 Chicken	 Kayak	 Knight

Can you find and circle the letter **K** or **k** in these words? Careful, sometimes it is in the middle of the word or at the end. Some words may even have more than one **K**.

 King	 Kiss	 Kitten
 Hook	 Cake	 Kiwi fruit
 Bike	 Lake	 Key



K is for kitten.



K is for king.

Now write the small letter **k** 15 times.

k k k

Handwriting practice lines consisting of three horizontal lines (top, middle dashed, bottom) repeated five times.

Good job!


Writing Practice

Now that you have traced the letters **K** and **k**, let's see if you can write them yourself.


Write the capital letter **K** 15 times.

K K K

Handwriting practice lines consisting of 15 sets of three horizontal lines (top, middle dashed, bottom) for writing the capital letter K.



K is for kiss.



K is for kangaroo.



K is for kitchen.