

Now you have learned about the letter



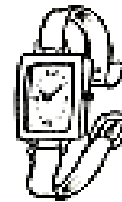
W

My

W w

W

Workbook



Name: _____



LearningIsland.org

*Editor: Jennifer Robinson
Illustrations by Clipart.com*

LearningIsland.org

©Copyright 2006 LearningIsland.org and Caitlind Alexander.
All rights reserved.

No part of this publication may be reproduced, or stored in any retrieval system, or transmitted by any form or any means electronic, mechanical, photocopying, recording, or otherwise without written permission of the publisher.

If you have paid any amount of money for this book, it is a violation of copyright laws. Please contact us at LearningIsland@yahoo.com.

My Ww Workbook/Caitlind L. Alexander

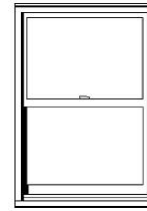
Summary: A book to help children learn to write and pronounce the letter W.

1. W. Juvenile Literature. 2. Letters. Juvenile Literature. 3. Alphabet. Juvenile Literature.

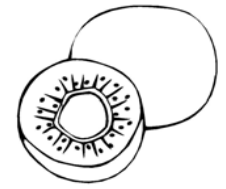
Created in USA

RL: 0.3


W: 300



Window



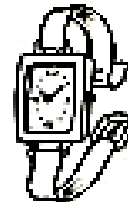
Kiwi Fruit



Cauliflower




Walrus



Watch



Wallet




Cow



Windmill

Look at each of these words and say them out loud. If they start with the **W** sound, circle the word. If you hear the **W** sound in the word, draw a line under the word.




Flower




Wig



Wind



Wolf



Owl



Worm

As you read these pages, look for the letter

W.


Sometimes it will be a capital

W.

And sometimes it will be a small

w.

Use a pencil and trace over every **W** or **w** that you find.



W is for walrus.


These words have the **W** sound at the start of the word:



Web




Washer



Waterfall

These words have the **W** sound in the word:



Strawberries



Snowman



Underwear

About the letter **W**


The letter **W** is a consonant. This letter has only one sound.

The **W** sound sounds like the beginning of:




wave


and




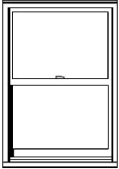
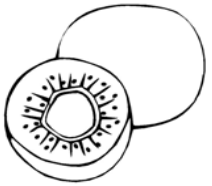
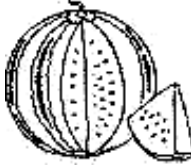

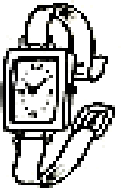

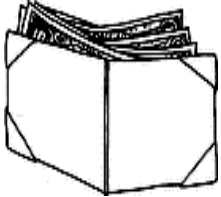




whale.












W is for washer.




W is for wolf.


 <p>Worm</p>	 <p>Window</p>	 <p>Kiwi Fruit</p>
 <p>Watermelon</p>	 <p>Elbow</p>	 <p>Watch</p>
 <p>Flower</p>	 <p>Wallet</p>	 <p>Cowboy</p>
 <p>Waterfall</p>	 <p>Walrus</p>	 <p>Owl</p>

Can you find and circle the letter **W** or **w** in these words? Careful, sometimes it is in the middle of the word or at the end.

 Wig	 Web	 Wind
 Cauliflower	 Wave	 Whale
 Cow	 Wolf	 Saw



W is for wind.



W is for wave.

Now write the small letter **W** 15 times.

W **W** **W**

Good job!


Writing Practice

Now that you have traced the letters **W** and **w**, let's see if you can write them yourself.

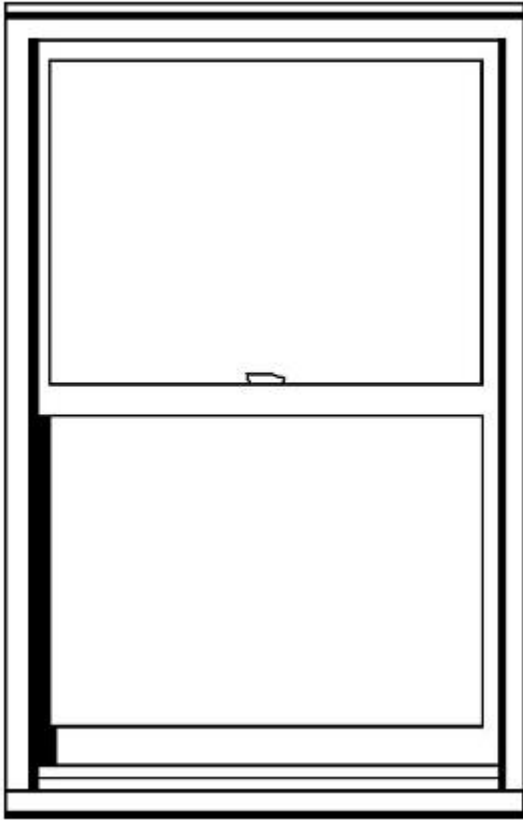
Write the capital letter **W** 15 times.



Four sets of horizontal writing lines for practicing the capital letter 'W'. Each set consists of a solid top line, a dashed middle line, and a solid bottom line.



W is for whale.



W is for window.



W is for wombat.