

Now you have learned about the letter



Y

My

Yy

y

Workbook



Name: _____



LearningIsland.org

*Editor: Jennifer Robinson
Illustrations by Clipart.com*

LearningIsland.org

©Copyright 2006 LearningIsland.org and Caitlind Alexander.
All rights reserved.

No part of this publication may be reproduced, or stored in any retrieval system, or transmitted by any form or any means electronic, mechanical, photocopying, recording, or otherwise without written permission of the publisher.

If you have paid any amount of money for this book, it is a violation of copyright laws. Please contact us at LearningIsland@yahoo.com.

My Yy Workbook/Caitlind L. Alexander

Summary: A book to help children learn to write and pronounce the letter Y.

1. Y. Juvenile Literature. 2. Letters. Juvenile Literature. 3. Alphabet. Juvenile Literature.

Created in USA

RL: 0.3

W: 300



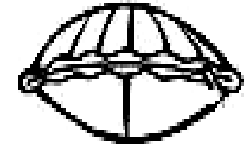
Boy



Yogurt



Yank



Oyster



Yell



Yawn




Key



Yucca

Look at each of these words and say them out loud. If you hear a consonant **y** sound, circle the word. If you hear a vowel **y** sound, draw a line under the word.



Yam



Yard




Jellyfish



Yolk



Yak



City

As you read these pages, look for the letter

Y


Sometimes it will be a capital

Y

And sometimes it will be a small

y

Use a pencil and trace over every **Y** or **y** that you find.



Y is for yak.

These words have a consonant **y** sound.



Yacht



Yoke



Yoga

These words have a vowel **y** sound,



Ivy



Chimney




Teddy Bear

About the letter **Y**

The letter **y** is funny. Sometimes it is a consonant. Sometimes it is a vowel. That means it has more than one sound.

The consonant **y** sound sounds like the start or the word

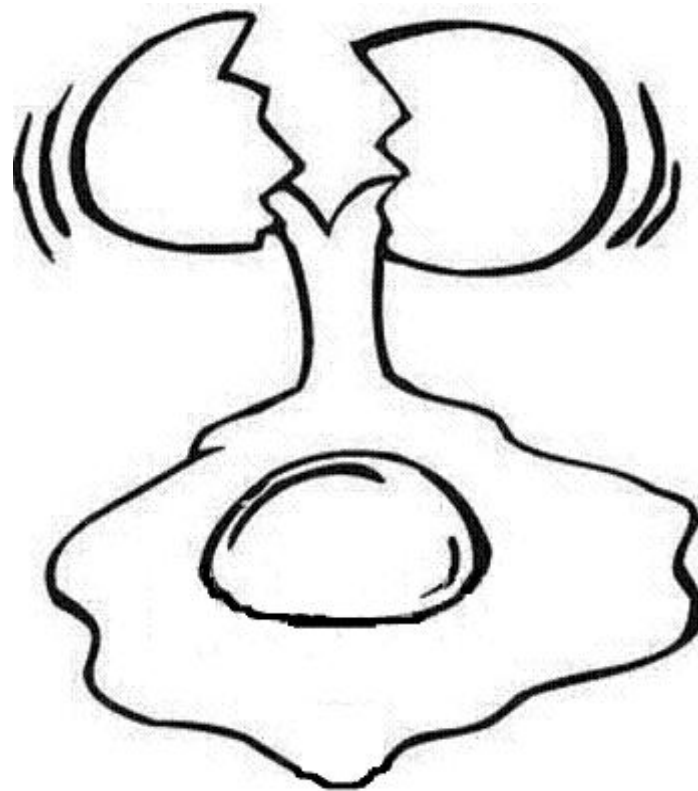


yarn.


The vowel **y** sound is like a long E. It sounds like the **y** you hear in the word















monkey.












Y is for yolk.



Y is for yarn.


 Key	 Yarn	 Ivy
 Yak	 City	 Yogurt
 Jellyfish	 Yacht	 Monkey
 Yoga	 Yucca	 Teddy Bear

Can you find and circle the letter **Y** or **y** in these words? Careful, sometimes it is in the middle of the word or at the end. There are even some words that have more than one **y** in them.

 Yam	 Yard	 Yell
 Yank	 Boy	 Yolk
 Chimney	 Yawn	 Oyster



Y is for yell.



Y is for yacht.

Now write the small letter **y** 15 times.

Handwriting practice lines for the letter 'y'. The first row contains three 'y' characters: a solid black 'y', a grey 'y', and a dashed 'y'. Below this are four more rows of empty handwriting lines, each consisting of a solid top line, a dashed middle line, and a solid bottom line.


Good job!

Writing Practice

Now that you have traced the letters **Y** and **y**, lets see if you can write them yourself.

Write the capital letter **Y** 15 times.

Y Y Y



Y is for yogurt.



Y is for yawn.



Y is for yard.